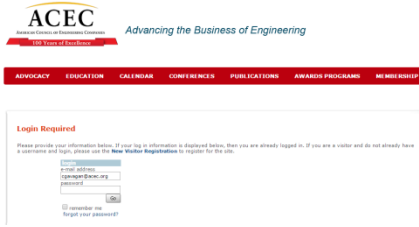


ACEC/PAC Online Contribution Instructions

www.acec.org/advocacy/advocacy-pac

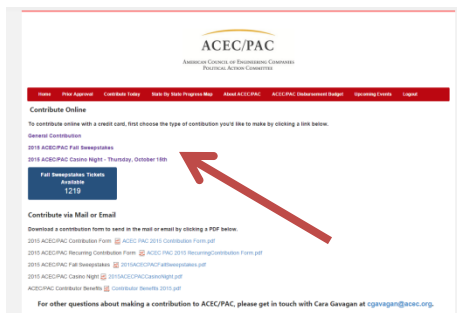


Step One: Log-In

Use your ACEC credentials (same as for main ACEC site or ACEC Communities). Don't know your credentials? Email pac@acec.org for help!

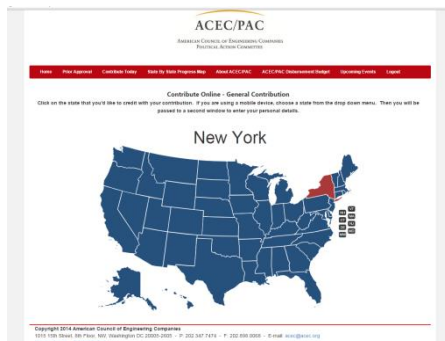


Step Two: Click blue Contribute Today button at Right



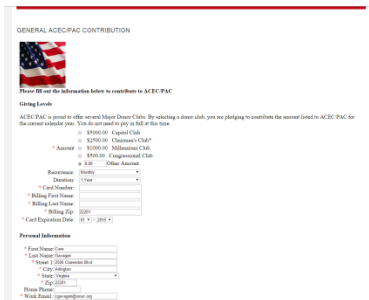
Step Three: Choose a contribution option

Choose general contribution or enter ACEC/PAC's latest sweepstakes.



Step Four: Attribute your contribution to a state

This credits your contribution towards a state's fundraising goal. To see where your state stands, visit the State by State Progress Map after finishing your contribution.



Step Five: Enter your personal details and click Submit

Most information will be prepopulated. You will receive an email receipt after completion.

Your contribution will appear as a charge to ACEPAC if your credit card issuer supports this feature. If not, it will appear as a charge to Aristotle or All.

Thank you for your support!